

Aquarea Air Smart fan coils

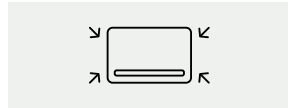
Stylish, compact fan coil units for high comfort and energy savings.

+ MORE FAN COIL OPTIONS IN CHILLERS SECTION

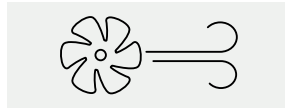


Aquarea Air Smart fan coils have a minimal visual impact and can be elegantly integrated into any home or office environment, adapting to any type of furniture.

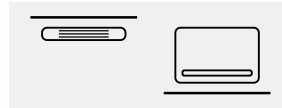
Designed to provide both heating and cooling in one compact unit, they maximise energy savings when combined with an Aquarea Heat Pumps.



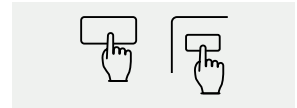
Sophisticated and slim design, with an elegant metal body.



Self-modulated air flow control by the unit (PI logic) and brushless DC fan motor with Inverter.



Versatile with a range of installation options.



Wide range of control options, including on-board or wall-mounted controls.

Self-modulated air-flow control by the unit.

The fan speed is no longer "stepped" but continuously modulated with proportional and integrative logic: this reduces both noise and annoying air movements.

Aquarea Air Smart fan coil floor standing.

Even narrower and thinner fan coils.



Aquarea Air Smart fan coil wall-mounted.

The thinnest and most quietest in its class.



Aquarea Air Smart fan coil ducted / ducted thin.

Variable speed, constant air flow.



Ducted



Ducted thin



Ducted multi zone



Ducted multi zone thin

NEW Aquarea Air Smart fan coil floor standing

Slim chassis profile, only 119 mm / RAL 9003 / DC Inverter – maximising comfort and energy savings / Modulated air flow.

Possible configurations: Left or right water connections / 2 or 3 way valves as accessories / On-board or wall mounted control or PCB for analog input (0-10 V)

New
2024

Model (the complete model codes are shown in the table below)			P-FAL10	P-FAL20	P-FAL30	P-FAL35	P-FAL40
Fan speed ¹⁾			Min / Med / Max	Min / Med / Max	Min / Med / Max	Min / Med / Max	Min / Med / Max
Total cooling capacity ²⁾	kW		0,43/0,73/0,91	0,75/1,36/2,12	1,15/2,08/2,81	1,32/2,39/3,3	1,36/2,57/3,71
Sensible capacity ²⁾	kW		0,29/0,51/0,71	0,59/1,04/1,54	0,83/1,51/2,11	1,02/1,84/2,65	1,05/1,98/2,9
Water flow ²⁾	l/h		73,67/125,07/155,91	128,5/233,01/363,22	197,03/356,36/481,43	226,15/409,48/565,39	—
Water pressure drop ^{2) 3)}	kPa		5,7/10,2/12,1	1,9/4,3/8,2	2,7/9,9/17,1	2,5/8,8/18,0	—
Heating capacity ⁴⁾	kW		0,37/0,69/1,00	0,82/1,50/2,19	1,19/2,15/2,99	1,45/2,56/3,73	1,47/2,78/4,23
Water flow ⁴⁾	l/h		65,11/120,91/179,87	144,6/269,8/389,71	211,61/380,89/532,55	259,22/456,72/671,86	—
Water pressure drop ^{3) 4)}	kPa		2,6/6,8/9,1	1,5/4,3/9,2	2,7/9,3/19,1	3,0/8,9/21,2	—
Sound levels							
Sound power	dB(A)		37/47/54	37/47/54	37/47/57	37/47/55	37/48/58
Sound pressure ⁵⁾	dB(A)		24/33/41	25/34/42	26/34/44	26/35/46	28/38/47
Ventilation							
Number of fans			1	1	1	1	1
Air flow	m ³ /h		49/91/146	124/210/294	194/318/438	302/410/567	364/479/663
Maximum static pressure	Pa		10	10	13	13	13
Electrical data							
Power supply	V / Phase / Hz	V	230/1/50	230/1/50	230/1/50	230/1/50	230/1/50
Consumption	W		7,0/9,0/13,0	14,0/18,0/22,0	16,0/20,0/24,0	18,0/22,0/26,5	—
Water connections							
Connection type			Eurokonus	Eurokonus	Eurokonus	Eurokonus	Eurokonus
Hydraulic connections	Inch		¾	¾	¾	¾	¾
Dimensions and weight							
Dimensions	HxWxD	mm	580x680x119	580x880x119	580x1080x119	580x1280x119	580x1480x119
Weight		kg	13	16	18	20	23

1) Fan standard factory set speeds. 2) According to Eurovent standard. Air: 27 °C DB/19 °C WB, chilled water: 7 °C/12 °C. 3) Pressure loss by corresponding nominal flow. 4) According to Eurovent standard. Air: 20 °C, hot water: 45 °C/40 °C. 5) Informative data, considering an hypothetical sound attenuation of the room and installation of 9 dB(A). * Available in Autumn 2024.

Option 1. Standard configurations with built-in accessories

Fan coil with on-board display			P-FAL10SC-HLE	P-FAL20SC-HLE	P-FAL30SC-HLE	P-FAL35SC-HLE	P-FAL40SC-HLE
Fan coil with wall-mounted control	Fan coil unit		P-FAL10SC-RLE	P-FAL20SC-RLE	P-FAL30SC-RLE	P-FAL35SC-RLE	P-FAL40SC-RLE
	Control (to be ordered separately)	With Modbus	PCZ-EEB749	PCZ-EEB749	PCZ-EEB749	PCZ-EEB749	PCZ-EEB749
		With integrated Wi-Fi	PCZ-EFB749	PCZ-EFB749	PCZ-EFB749	PCZ-EFB749	PCZ-EFB749
Water pipe side		Left	Left	Left	Left	Left	
Chassis arrangement		Vertical	Vertical	Vertical	Vertical	Vertical	
Built-in valve kit		3 way valve	3 way valve	3 way valve	3 way valve	3 way valve	

Option 2. Configure your own Aquarea Air Smart fan coil floor standing unit

Left-hand piping fan coil			P-FAL10SC-00E	P-FAL20SC-00E	P-FAL30SC-00E	P-FAL35SC-00E	P-FAL40SC-00E
Right-hand piping fan coil			P-FAL10DC-00E	P-FAL20DC-00E	P-FAL30DC-00E	P-FAL35DC-00E	P-FAL40DC-00E
Control options (required)	On-board display	With Modbus	PCZ-ECA844	PCZ-ECA844	PCZ-ECA844	PCZ-ECA844	PCZ-ECA844
		With integrated Wi-Fi	PCZ-EWA844	PCZ-EWA844	PCZ-EWA844	PCZ-EWA844	PCZ-EWA844
	Wall-mounted control	With Modbus	PCZ-ESE845 + PCZ-EEB749	PCZ-ESE845 + PCZ-EEB749	PCZ-ESE845 + PCZ-EEB749	PCZ-ESE845 + PCZ-EEB749	PCZ-ESE845 + PCZ-EEB749
		With integrated Wi-Fi	PCZ-ESE845 + PCZ-EFB749	PCZ-ESE845 + PCZ-EFB749	PCZ-ESE845 + PCZ-EFB749	PCZ-ESE845 + PCZ-EFB749	PCZ-ESE845 + PCZ-EFB749
	PCB for analog control (0-10V)	PCZ-B10842	PCZ-B10842	PCZ-B10842	PCZ-B10842	PCZ-B10842	
Valve kits (optional)	3 way valve with motor	PCZ-V30720	PCZ-V30720	PCZ-V30720	PCZ-V30720	PCZ-V30720	
	2 way valve with motor	PCZ-V20139	PCZ-V20139	PCZ-V20139	PCZ-V20139	PCZ-V20139	
Condensate drip tray for horizontal installation (optional)			PCZ-GB0520	PCZ-GB0521	PCZ-GB0522	PCZ-GB0523	PCZ-GB0524

Accessories and options

PCZ-LC0158 Feet for floor pipe cover

Accessories and options

PCZ-LC0606 Feet for anchoring the unit to the floor

Control options.

On-board display with Modbus or integrated Wi-Fi.



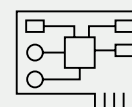
Wall-mounted control with Modbus or integrated Wi-Fi.

PCZ-EEB749 /
PCZ-EFB749



PCB for analog control (0-10 V).


PCZ-B10842



NEW Aquarea Air Smart fan coil wall-mounted

Slim chassis profile, only 128 mm / RAL 9003 / DC Inverter – maximising comfort and energy savings / Modulated air flow.

Possible configurations: Left or right water connections / 2 or 3 way valves as accessories / On-board or wall mounted control or PCB for analog input (0-10 V)



Model (the complete model codes are shown in the table below)			P-FMM10	P-FMM15	P-FMM20	P-FMM40
Fan speed ¹⁾			Min / Med / Max	Min / Med / Max	Min / Med / Max	Min / Med / Max
Total cooling capacity ²⁾	kW		0,49/0,88/1,24	0,62/1,08/1,61	0,7/1,21/1,94	1,32/2,66/3,94
Sensible capacity ²⁾	kW		0,37/0,7/0,98	0,52/0,86/1,27	0,57/1,02/1,52	1,08/2,05/2,92
Water flow ²⁾	l/h		84/150,8/212,4	106,2/185,0/275,8	119,9/207,3/332,4	226,4/455,3/674,3
Water pressure drop ²⁾	kPa		4,8/10,5/11,7	4,7/5,6/5,1	5,5/5,4/5,3	1,8/6,0/12,1
Heating capacity ³⁾	kW		0,54/0,98/1,45	0,76/1,30/1,93	0,78/1,49/2,28	1,63/3,04/4,44
Water flow ³⁾	l/h		97/176,3/264,5	139,3/239,8/354,4	141,1/273,3/414,4	296,4/547,0/800,9
Water pressure drop ³⁾	kPa		5,1/12,0/16,3	4,8/6,3/7,2	6,0/6,4/8,1	2,3/6,9/14,1
Sound levels						
Sound power	dB(A)		35/46/53	36/47/54	37/48/58	38/48/62
Sound pressure ⁴⁾	dB(A)		25/33/40	25/34/41	26/34/42	27/37/51
Ventilation						
Air flow	m ³ /h		84/155/228	124/229/331	138/283/440	230/480/788
Electrical data						
Power supply	V / Phase / Hz	V	230/1/50	230/1/50	230/1/50	230/1/50
Consumption	W		5/8/19	5/9/20	5/11/29	8/23/30
Water connections						
Connection type			Eurokonus	Eurokonus	Eurokonus	Eurokonus
Connections	Inch		¾	¾	¾	¾
Dimension and weight						
Dimension	HxWxD	mm	335x815x128	335x1015x128	335x1215x128	335x1215x215
Weight		kg	14	16	19	24

1) Fan standard factory set speeds. 2) According to Eurovent standard. Air: 27 °C DB/19 °C WB, chilled water: 7 °C/12 °C. 3) According to Eurovent standard. Air: 20 °C, hot water: 45 °C/40 °C. 4) Informative data, considering an hypothetical sound attenuation of the room and installation of 9 dB(A). * Available in Autumn 2024.

Option 1. Standard configurations with Built-in accessories

Fan coil with on-board display and wireless IR control			P-FMM10DC-QNE	P-FMM15DC-QNE	P-FMM20DC-QNE	P-FMM40DC-QNE
Fan coil with wall-mounted control	Fan coil unit		P-FMM10DC-RNE	P-FMM15DC-RNE	P-FMM20DC-RNE	P-FMM40DC-RNE
	Control (to be ordered separately)	With Modbus	PCZ-EEB749	PCZ-EEB749	PCZ-EEB749	PCZ-EEB749
		With integrated Wi-Fi	PCZ-EFB749	PCZ-EFB749	PCZ-EFB749	PCZ-EFB749
Water pipe side			Right	Right	Right	Right
Built-in valve kit			3 way valve	3 way valve	3 way valve	3 way valve

Option 2. Configure your own Aquarea Air Smart fan coil wall-mounted unit

Left-hand piping						
Fan coil with on-board display and wireless IR control			P-FMM10SC-Q0E	P-FMM15SC-Q0E	P-FMM20SC-Q0E	—
Fan coil with wall-mounted control	Fan coil unit		P-FMM10SC-R0E	P-FMM15SC-R0E	P-FMM20SC-R0E	—
	Control (to be ordered separately)	With Modbus	PCZ-EEB749	PCZ-EEB749	PCZ-EEB749	—
		With integrated Wi-Fi	PCZ-EFB749	PCZ-EFB749	PCZ-EFB749	—
PCB for analog control (0-10 V)			P-FMM10SC-V0E	P-FMM15SC-V0E	P-FMM20SC-V0E	—
Right-hand piping						
Fan coil with on-board display and wireless IR control			P-FMM10DC-Q0E	P-FMM15DC-Q0E	P-FMM20DC-Q0E	P-FMM40DC-Q0E
Fan coil with wall-mounted control	Fan coil unit		P-FMM10DC-R0E	P-FMM15DC-R0E	P-FMM20DC-R0E	P-FMM40DC-R0E
	Control (to be ordered separately)	With Modbus	PCZ-EEB749	PCZ-EEB749	PCZ-EEB749	PCZ-EEB749
		With integrated Wi-Fi	PCZ-EFB749	PCZ-EFB749	PCZ-EFB749	PCZ-EFB749
PCB for analog control (0-10 V)			P-FMM10DC-V0E	P-FMM15DC-V0E	P-FMM20DC-V0E	P-FMM40DC-V0E
Valve kits (optional)	3 way valve with motor		PCZ-V30688	PCZ-V30688	PCZ-V30688	PCZ-V30718
	2 way valve with motor		PCZ-V20687	PCZ-V20687	PCZ-V20687	PCZ-V20139

Control options.

On-board display with Modbus or integrated Wi-Fi.

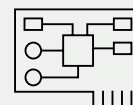


Wall-mounted control with Modbus or integrated Wi-Fi.

PCZ-EEB749 /
PCZ-EFB749



PCB for analog control (0-10 V).



NEW Aquarea Air Smart fan coil ducted thin / ducted


Fan coil ducted units with cooling and heating.

Cooling capacity: 0,7 to 5,3 kW.

Heating capacity: 0,7 to 5,8 kW.



Optional controller.
Wall-mounted control
with Modbus.
PCZ-EEB749



Optional controller.
Wall-mounted control
with integrated Wi-Fi.
PCZ-EFB749



Optional controller.
PCB for analog control
(0-10 V).

The range at a glance

- Slim profile, only 185 mm for the thin version
- DC Inverter – maximising comfort and energy savings
- Modulated air flow
- Quiet operation
- Centrifugal fan with single motor impeller
- Vertical or horizontal installation

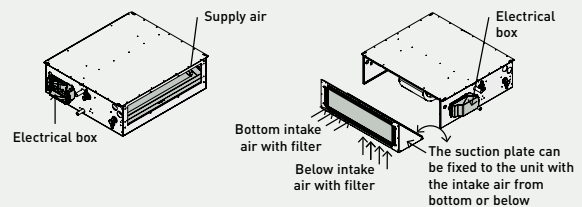
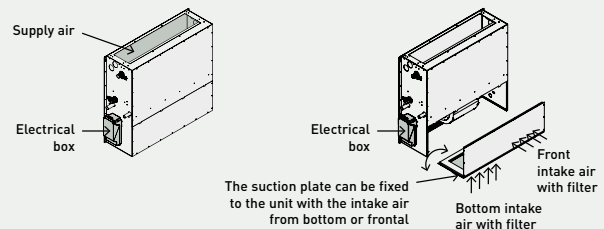
Possible configurations

- Left or right water connections
- 2 or 3 way valves as accessories
- Wall-mounted control or PCB for analog input (0-10 V)

High efficiency ducted fan coil for high comfort and quiet operation thanks to self modulating airflow control.

Ducted thin, designed to fit any space

With a height of only 185 mm, the thin version is even more versatile than the classic version and fits perfectly into any wall or false ceiling with either horizontal or vertical installation.

**High installation flexibility.****Horizontal installation.****Vertical installation.**

Technical features

Model (the complete model codes are shown in the table below)		Ducted thin						Ducted
		P-FTN15	P-FTN20	P-FTN25	P-FTN35	P-FTN45	P-FSN55	
Fan speed ¹⁾		Min / Med / Max	Min / Med / Max	Min / Med / Max	Min / Med / Max	Min / Med / Max	Min / Med / Max	
Total cooling capacity ²⁾	kW	0,66/1,14/1,4	1,01/1,84/2,1	1,23/2,17/2,6	1,47/2,4/3,3	1,72/2,8/4,45	1,82/3,97/5,31	
Sensible capacity ²⁾	kW	0,46/0,84/1,05	0,7/1,27/1,5	0,88/1,56/2,1	1,06/1,77/2,45	1,23/2,33/3,2	1,33/2,75/3,65	
Water flow ²⁾	l/h	113/195/270	173/315/405	211/373/510	251/412/610	295/481/805	312/680/910	
Water pressure drop ²⁾³⁾	kPa	1,0/3,0/5,0	2,0/5,0/8	4,0/10,0/17,0	2,0/5,0/11,0	2,0/6,0/14	4,1/16,1/27,2	
Heating capacity ⁴⁾	kW	0,68/1,32/1,65	1,01/1,8/2,1	1,32/2,32/2,86	1,63/2,76/3,71	1,89/3,98/5,2	1,95/4,23/5,73	
Water flow ⁴⁾	l/h	115/222/310	170/303/440	235/410/540	288/486/730	329/692/880	347/754/1025	
Water pressure drop ³⁾⁴⁾	kPa	1,0/3,0/6,0	2,0/5,0/9,0	4,0/11,0/18,0	2,0/6,0/13,0	3,0/10,0/15,0	4,0/16,4/29,3	
Sound levels								
Sound power	dB(A)	42/47/53	44/51/58	45/52/58	46/54/60	47/54/61	48/55/60	
Ventilation								
Number of fans		1	1	2	2	3	3	
Air flow	m ³ /h	90/200/290	140/290/390	190/390/550	230/450/680	250/610/870	280/750/1150	
Maximum static pressure	Pa	100	90	120	110	140	140	
Electrical data								
Power supply	Voltage	V	230	230	230	230	230	
	Phase		Single phase	Single phase	Single phase	Single phase	Single phase	
	Frequency	Hz	50	50	50	50	50	
Consumption	W	14/32/80	22/55/140	26/65/160	33/80/160	38/115/230	14/42/85	
Degree of protection	IP	X0	X0	X0	X0	X0	X0	
Connections								
Hydraulic connection type		Eurokonus	Eurokonus	Eurokonus	Eurokonus	Eurokonus	Eurokonus	
Hydraulic connection dimensions	Inch	¾	¾	¾	¾	¾	¾	
Condensate drainage connection	mm	20	20	20	20	20	20	
Intake air connection (base x height)	mm	460x100	660x100	860x100	1060x100	1320x100	1320x150	
Return air connection (base x height)	mm	510x100	710x100	910x100	1110x100	1370x100	1370x150	
Dimensions and weight								
Dimensions	HxWxD	mm	185x590x575	185x790x575	185x990x575	185x1190x575	185x1440x575	240x1440x695
Weight	kg		30	41	45	54	65	67

1) Fan standard factory set speeds. 2) According to Eurovent standard. Air: 27 °C DB/19 °C WB, chilled water: 7 °C/12 °C. 3) Pressure loss by corresponding nominal flow. 4) According to Eurovent standard. Air: 20 °C, hot water: 45 °C/40 °C. * Available in Autumn 2024.

Configure your own Aquarea Air Smart fan coil ducted thin / ducted unit


Left-hand piping							
Wall-mounted control (to be ordered separately)	Fan coil unit	P-FTN15005-RE	P-FTN20005-RE	P-FTN25005-RE	P-FTN35005-RE	P-FTN45005-RE	P-FSN55005-RE
	With Modbus	PCZ-EEB749	PCZ-EEB749	PCZ-EEB749	PCZ-EEB749	PCZ-EEB749	PCZ-EEB749
	With integrated Wi-Fi	PCZ-EFB749	PCZ-EFB749	PCZ-EFB749	PCZ-EFB749	PCZ-EFB749	PCZ-EFB749
PCB for analog control (0-10 V)		P-FTN15005-JE	P-FTN20005-JE	P-FTN25005-JE	P-FTN35005-JE	P-FTN45005-JE	P-FSN55005-JE
Right-hand piping							
Wall-mounted control (to be ordered separately)	Fan coil unit	P-FTN15R05-RE	P-FTN20R05-RE	P-FTN25R05-RE	P-FTN35R05-RE	P-FTN45R05-RE	P-FSN55R05-RE
	With Modbus	PCZ-EEB749	PCZ-EEB749	PCZ-EEB749	PCZ-EEB749	PCZ-EEB749	PCZ-EEB749
	With integrated Wi-Fi	PCZ-EFB749	PCZ-EFB749	PCZ-EFB749	PCZ-EFB749	PCZ-EFB749	PCZ-EFB749
PCB for analog control (0-10 V)		P-FTN15R05-JE	P-FTN20R05-JE	P-FTN25R05-JE	P-FTN35R05-JE	P-FTN45R05-JE	P-FSN55R05-JE
Valve kits (optional)	3 way valve with motor	PCZ-V30361	PCZ-V30361	PCZ-V30361	PCZ-V30361	PCZ-V30361	PCZ-V30361
	2 way valve with motor	PCZ-V20139	PCZ-V20139	PCZ-V20139	PCZ-V20139	PCZ-V20139	PCZ-V20139

NEW Aquarea Air Smart fan coil ducted multi zone thin / ducted multi zone


Fan coil ducted units with cooling and heating.

Cooling capacity: 0,5 to 7,6 kW.

Heating capacity: 0,5 to 8,52 kW.



Optional controller.
Wall-mounted control
with Modbus.
PCZ-EEB749



Optional controller.
Wall-mounted control
with integrated Wi-Fi.
PCZ-EFB749



Optional controller.
PCB for analog control
(0-10 V).

The range at a glance

- Multi zone management (2-5 zones)
- Slim profile, only 185 mm for the thin version
- DC Inverter – maximising comfort and energy savings
- Modulated air flow
- Quiet operation
- Centrifugal fan with single motor impeller

Possible configurations

- Left or right water connections
- 2 or 3 way valves as accessories
- Wall-mounted control or PCB for analog input (0-10 V)

The ducted Smart fan coil unit with integrated multi zone management.

High installation flexibility.

Single air outlet per zone.



Example:
3 air outlets for 3 independent zones.

Multiple air outlets per zone.



Example:
3 air outlets for 2 independent zones.
Zone 1 with dual channel.
Zone 2 with single channel.

Multi zone management

Thanks to integrated multi zone management and the use of forward-bladed centrifugal brushless EC multi-fans, the fan coil ducted multi zone allow independent management of the different thermal zones, resulting in benefits in terms of efficiency, comfort and quietness.

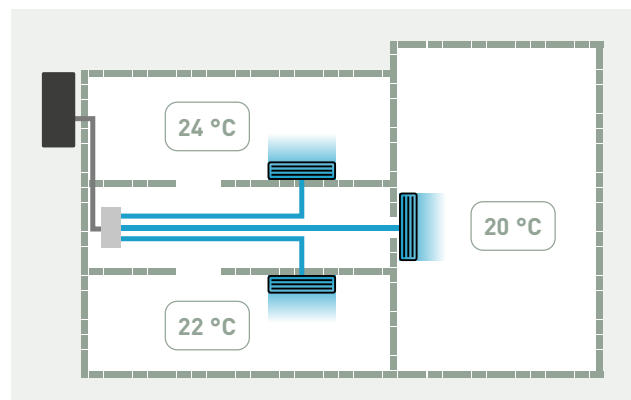


1 | Air supply plate.
Built-in air supply plate, number of outlets depending on unit size.

- P-FTQ30/P-FSQ30: 2 outlets DN 160 mm
- P-FTQ45/P-FSQ45: 3 outlets DN 160 mm
- P-FTQ60/P-FSQ60: 4 outlets DN 160 mm
- P-FTQ65/P-FSQ75: 5 outlets DN 160 mm

2 | Fans.
Integrated multi-fans for independent management of the different zones.

3 | Horizontal condensate tray.
Allows the collection of condensate if the unit is installed horizontally.



Technical features

Model (the complete model codes are shown in the table below)	Ducted multi zone thin				Ducted multi zone					
	P-FTQ30	P-FTQ45	P-FTQ60	P-FTQ65	P-FSQ30	P-FSQ45	P-FSQ60	P-FSQ75		
Fan speed ¹⁾	Min / Med / Max	Min / Med / Max	Min / Med / Max	Min / Med / Max	Min / Med / Max	Min / Med / Max	Min / Med / Max	Min / Med / Max		
Total cooling capacity ²⁾	kW	1,1/1,97 /3,02	1,16/2,97 /4,40	2,02/3,68 /5,70	2,09/4,15 /6,40	0,47/3,80 /3,23	0,66/3,77 /4,57	0,85/4,87 /5,88	1,06/6,31 /7,61	
Sensible capacity ²⁾	kW	0,76 /1,37 /2,15	0,79/2,09 /3,16	1,45/2,67 /4,10	1,61/3,08 /4,60	0,33/2,70 /2,22	0,48/2,62 /3,16	0,63/3,40 /4,10	0,78/4,32 /5,20	
Single zone cooling capacity ²⁾	kW	0,49/1,30 /1,70	0,49/1,30 /1,70	0,49/1,30 /1,70	0,49/1,30 /1,70	-/-/2,10	-/-/2,10	-/-/2,10	-/-/2,10	
Single zone sensible capacity ²⁾	kW	0,31/0,89 /1,23	0,31/0,89 /1,23	0,31/0,89 /1,23	0,31/0,89 /1,23	-/-/1,50	-/-/1,50	-/-/1,50	-/-/1,50	
Water flow ²⁾	l/h	190/338 /530	200/510 /800	346/630 /1030	358/713 /1220	80/651 /553	113/647 /782	146/834 /1008	182,3/1081 /1304	
Water pressure drop ²⁾³⁾	kPa	4,0/11,0/22,0	2,0/9,0/18,0	3,0/9,0/18,0	1,0/4,0/9,0	1,8/29,0/54,1	1,2/25,7/36,4	1,0/20,2/28,5	1,6/37,3/52,6	
Heating capacity ⁴⁾	kW	1,15/2,11 /3,30	1,71/3,19 /4,90	-/5,76/6,30	2,67/4,75 /7,65	0,45/3,90 /3,61	0,68/4,16 /5,08	0,90/5,42 /6,59	1,13/6,87 /8,37	
Single zone heating capacity ⁴⁾	kW	0,42/1,29 /1,85	0,42/1,29 /1,85	0,42/1,29 /1,85	0,42/1,29 /1,85	-/-/2,20	-/-/2,20	-/-/2,20	-/-/2,20	
Water flow ⁴⁾	l/h	200/368 /560	296/554 /800	391/699 /1110	464/826 /1305	80/688 /636	120/748 /914	159/975 /1189	199/1230 /1502	
Water pressure drop ³⁾⁴⁾	kPa	4,0/13,0/25,0	3,0/10,0/19,0	3,0/10,0/18,0	2,0/5,0/10,0	1,4/29,0/61,2	1,1/28,9/42,3	0,9/23,1/33,7	1,5/41,4/60,6	
Sound levels										
Sound power	dB(A)	40/49/58	42/50/59	42/52/61	43/53/62	-/-/60	-/-/61	-/-/62	-/-/64	
Ventilation										
Number of fans		2	3	4	5	2	3	4	5	
Air flow	m ³ /h	145/290 /480	215/435 /720	288/576 /960	360/720 /1200	60/600 /810	90/900 /1215	120/1200 /1620	150/1500 /2025	
Single zone air flow	m ³ /h	50/160/240	50/160/240	50/160/240	50/160/240	60/205/300	60/205/300	60/205/300	60/205/300	
Maximum static pressure	Pa	100	100	100	100	100	100	100	100	
Electrical data										
Power supply	Voltage	V	230	230	230	230	230	230	230	
	Phase		Single phase	Single phase	Single phase	Single phase	Single phase	Single phase	Single phase	
	Frequency	Hz	50	50	50	50	50	50	50	
Consumption	W	31/66/130	45/102/195	61/135/260	76/162/325	53/140/178	159/420/534	212/560/712	265/700/890	
Degree of protection	IP	X0	X0	X0	X0	X0	X0	X0	X0	
Connections										
Hydraulic connection type		Eurokonus	Eurokonus	Eurokonus	Eurokonus	Eurokonus	Eurokonus	Eurokonus	Eurokonus	
Hydraulic connection dimensions	Inch	¾	¾	¾	¾	¾	¾	¾	¾	
Condensate drainage connection	mm	20	20	20	20	20	20	20	20	
Intake air connection (base x height)	mm	160	160	160	160	160	160	160	160	
Return air connection (base x height)	mm	630 x 100	830 x 100	1030 x 100	1320 x 100	630 x 150	830 x 150	1030 x 150	1320 x 150	
Dimensions and weight										
Dimensions	H x W x D	mm	185 x 790 x 575	185 x 990 x 575	185 x 1190 x 575	185 x 1440 x 575	240 x 790 x 695	240 x 990 x 695	240 x 1190 x 695	240 x 1440 x 695
Weight	kg	41	45	54	56	43	47	56	67	

1) Fan standard factory set speeds. 2) According to Eurovent standard. Air: 27 °C DB/19 °C WB, chilled water: 7 °C/12 °C. 3) Pressure loss by corresponding nominal flow. 4) According to Eurovent standard. Air: 20 °C, hot water: 45 °C/40 °C. * Available in Autumn 2024.

Configure your own Aquarea Air Smart fan coil ducted multi zone thin / ducted multi zone

Left-hand piping									
Wall-mounted control (to be ordered separately)	Fan coil unit	P-FTQ30005-RE	P-FTQ45005-RE	P-FTQ60005-RE	P-FTQ65005-RE	P-FSQ30005-RE	P-FSQ45005-RE	P-FSQ60005-RE	P-FSQ75005-RE
	With Modbus	PCZ-EEB749	PCZ-EEB749	PCZ-EEB749	PCZ-EEB749	PCZ-EEB749	PCZ-EEB749	PCZ-EEB749	PCZ-EEB749
	With integrated Wi-Fi	PCZ-EFB749	PCZ-EFB749	PCZ-EFB749	PCZ-EFB749	PCZ-EFB749	PCZ-EFB749	PCZ-EFB749	PCZ-EFB749
PCB for analog control (0-10 V)		P-FTQ30005-JE	P-FTQ45005-JE	P-FTQ60005-JE	P-FTQ65005-JE	P-FSQ30005-JE	P-FSQ45005-JE	P-FSQ60005-JE	P-FSQ75005-JE
Right-hand piping									
Wall-mounted control (to be ordered separately)	Fan coil unit	P-FTQ30R05-RE	P-FTQ45R05-RE	P-FTQ60R05-RE	P-FTQ65R05-RE	P-FSQ30R05-RE	P-FSQ45R05-RE	P-FSQ60R05-RE	P-FSQ75R05-RE
	With Modbus	PCZ-EEB749	PCZ-EEB749	PCZ-EEB749	PCZ-EEB749	PCZ-EEB749	PCZ-EEB749	PCZ-EEB749	PCZ-EEB749
	With integrated Wi-Fi	PCZ-EFB749	PCZ-EFB749	PCZ-EFB749	PCZ-EFB749	PCZ-EFB749	PCZ-EFB749	PCZ-EFB749	PCZ-EFB749
PCB for analog control (0-10 V)		P-FTQ30R05-JE	P-FTQ45R05-JE	P-FTQ60R05-JE	P-FTQ65R05-JE	P-FSQ30R05-JE	P-FSQ45R05-JE	P-FSQ60R05-JE	P-FSQ75R05-JE
Valve kits (optional)	3 way valve with motor	PCZ-V30361	PCZ-V30361	PCZ-V30361	PCZ-V30361	PCZ-V30361	PCZ-V30361	PCZ-V30361	PCZ-V30361
	2 way valve with motor	PCZ-V20139	PCZ-V20139	PCZ-V20139	PCZ-V20139	PCZ-V20139	PCZ-V20139	PCZ-V20139	PCZ-V20139